

ANNA CANNON – MUSIC STUDIO

Student Name:.....
Address.....
.....
.....
Email.....
Instrument.....
Lesson Time.....

IMPORTANT NOTICES

Newsletter may be found by going to www.fullofgrace.bstuck.co.nz and clicking on newsletter at the Students Corner. This newsletter will be updated every term and in between for anything of interest such as upcoming concerts or opportunities so keep a regular check on it. Save it to your favourites so you can find it easily. This web site will be constantly updated and improved and in the future will have links to other web sites of interest and resources for students. You may request to have your newsletter delivered by email. Please email me at fullofgrace@bstuck.co.nz and ask to be added to my mailing list for student newsletters. If you have no internet access you will need to ask me to mail you a copy each month.

NO RESCHEDULE POLICY

Please remember that it is my policy to neither reschedule nor credit lessons unless I am not available to take a lesson. If you do not have a copy of my current policy please request one. I will however offer a group lesson at the end of each term whereby students may come for an hour in a group setting and have a catch-up lesson. Please indicate your intention to take advantage of this offer prior to the end of term.

COMMITMENT FROM STUDENTS TO PRACTISE

I am asking all students who attend lessons with me to commit to a minimum amount of practise each week. Those students who meet their commitments will have their name on my honour roll.

Beginners (or young learners)	100 minutes each week min
Able Learners (1 year or more)	150 minutes each week min
Those doing exams (beginner)	150 minutes each week min
Exams at Grade One Level	180 minutes each week min
Exams at Grade Two Level	220 minutes each week min
Exams at Grade Three Level	250 minutes each week min
Above Grade Three to be discussed With Anna	300 minutes each week min

Higher level grades require between one and three hours practise each day.

I will speak to parents if after a term this commitment is not being managed to discuss ways we can improve the situation.

My web site will have some suggestions for practise routines and motivations.

Go to http://www.fullofgrace.bstuck.co.nz/tips_for_motivating_children_to.htm

STUDIO ETTIQUITE

1. Please be on time! Ring the bell or knock on the door and come in so that I know you have arrived. If a student is still finishing their lesson, please wait quietly.
2. If you are going to be absent either ring and leave a message or send an email to Anna at fullofgrace@bstuck.co.nz. I check these twice daily.
3. Please do not ask for a reschedule unless it is by giving advance notice where you may be able to swop with another student. (ie school camps etc)
4. Please do not wear dirty shoes in the studio.
5. Please bring all your books, student folder and instrument with you to each lesson.
6. Parents please check folder for any messages.
7. Please do not ring during teaching times of 2.45 pm to 5pm, 6.00 – 8.30pm Monday to Friday. Email a message or leave a message on answer phone.
8. If you have any concerns at all please let me know.

Thank you for your consideration.

This folder consists of homework sheets. Please check each week for any messages from me as well as checking your child is completing the work I have set. If the child needs more help with theory or doesn't understand a piece, please write a message and let me know. Feel free to take photocopies if you run out.

EXAMS

I would greatly appreciate you indicating your interest in exams as soon as possible so that adequate preparation can be done. I work with the following schools of music:

St Cecilia School of Music

Royal School of Music

Trinity College

Theory and practical exams are available and I would encourage all students to complete theory exams.

COMPETITIONS

There are annual competitions in Invercargill. (Southland Competitions) I would appreciate knowing if your child is interested well ahead of time. Please let me know how I can help your child gain confidence and success in this way.

I am always willing to discuss your child's progress, but please email me or leave a message so I can respond at a convenient time.

Kind regards

Anna

EXAM CHECK LIST

1. Make sure fees are paid before closing date.
2. Dress nicely for your exam in your best outfit. If you are doing a performance based exam you will need to dress like a performer. It is also important to have really good posture whilst sitting at the piano. Talk to Anna if you are unsure what is expected. You will be marked on your presentation in this type of exam.
3. In a performance based exam you will need to memorise your pieces, or at the least, some of them. You will also need to introduce your pieces to the examiner and bow before starting and when finishing the performance. Talk to Anna if you are unsure.
4. Take your exam slip with you and arrive at least 15 minutes early to your exam.
5. Exam work needs to be of the highest accuracy and beauty musically so it will require a lot more practise than your other pieces. Scales will need to be played by memory and in some cases, technical work may also have a requirement to be memorised; this depends on the school you are entering in.
6. Each level of exam will have speed indications for scales. Check with Anna to make sure you are playing them at the correct speed.
7. Correct fingering is essential in exams.
8. Exam certificates are usually handed out at the end of year concert in early December.
9. Piano players need to wear shoes to their exam that they have practised the piano in. This can be very important as higher heels may cause difficulties on the day.
10. A practise on the piano that will be used for your exam is a good idea. Most times this can be arranged.
11. Please do not over practise the night before your exam. It is very important to have a quiet early night. You will have done all you can and so you need to be relaxed to perform at your best.
12. If you need help overcoming anxiety about performing please talk to Anna. Deep breathing can be very effective as well as doing a mock exam. Ask for help! Most of us feel like this at time.

Anna Cannon

CHECK LIST

1. Have you sent Anna your email address so she can send you newsletters?
2. If you have no internet have you asked Anna to be put on her mailing list for newsletters?
3. Does Anna have your current address and phone number?
4. Have you let Anna know your intention about exams, competitions etc?
5. Are you aware of Anna's changed policy and do you need a copy?
6. Have you asked your child to sign their commitment to practise for in this folder?
7. Most important – Have you signed your/your child's enrolment form and returned to Anna.

COMMITMENT TO PRACTISE

I will commit to playing my instrument forminutes each week. If I am having trouble I will talk to Anna about it or ask mum or dad to help me with it.

Signed

.....

Date

.....

To download or print a copy of the homework sheet go to:

<http://www.fullofgrace.bstuck.co.nz/student%20folder%20and%20homework%20sheets.htm>

Or click on Students Corner/Student Handbook Homework Sheet

HOME WORK

Date.....

Theory.....
.....
.....

Pieces.....
.....
.....
.....
.....

Scales.....

Other
.....
.....
.....

HOME WORK

Date.....

Theory.....
.....
.....

Pieces.....
.....
.....
.....
.....

Scales.....

Other
.....
.....
.....

HOME WORK

Date.....

Theory.....
.....
.....

Pieces.....
.....
.....
.....
.....

Scales.....

Other
.....
.....
.....

HOME WORK

Date.....

Theory.....
.....
.....

Pieces.....
.....
.....
.....
.....

Scales.....

Other
.....
.....
.....

HOME WORK

Date.....

Theory.....
.....
.....

Pieces.....
.....
.....
.....
.....

Scales.....

Other
.....
.....
.....

HOME WORK

Date.....

Theory.....
.....
.....

Pieces.....
.....
.....
.....
.....

Scales.....

Other
.....
.....
.....

HOME WORK

Date.....

Theory.....
.....
.....

Pieces.....
.....
.....
.....
.....

Scales.....

Other
.....
.....
.....

HOME WORK

Date.....

Theory.....
.....
.....

Pieces.....
.....
.....
.....
.....

Scales.....

Other
.....
.....
.....

HOME WORK

Date.....

Theory.....
.....
.....

Pieces.....
.....
.....
.....
.....

Scales.....

Other
.....
.....
.....

HOME WORK

Date.....

Theory.....
.....
.....

Pieces.....
.....
.....
.....
.....

Scales.....

Other
.....
.....
.....

GUITAR FOLDER

OH SINNER MAN

Em

Oh, sinner man, where you gonna run to?

D

Oh, sinner man, where you gonna run to?

Em

Oh, sinner man, where you gonna run to?

D

Em

to all on that day?

Em

Run to the moon, "Moon won't you hide me?"

D

Run to the moon, "Moon won't you hide me?"

Em

Run to the moon, "Moon won't you hide me?"

D

Em

All on that day

Continue using the same chords

Em

Run to the sea, "Sea won't you hide me?"

Em

Run to the sun, "Sun won't you hide me all on that day?"

MEDLEY OF EASY SONGS TO PLAY

Bye Bye Love

D A7 D
There goes my baby with someone new
D A7 D
She sure looks happy, I sure am blue
D7 G A7
She was my baby till he stepped in
A7 D
Goodbye to romance that might have been

Chorus

G D G D
Bye bye love, bye bye happiness
G D A7 D
Hello loneliness, I think I'm gonna cry
G D G D
Bye bye love, bye bye sweet caress
G D A7 D
Hello emptiness, I feel like I could die

D A7
I'm through with romance
A7 D
I'm through with love
D A7 D
I'm through with counting the stars above
D7 G A7
And here's the reason that I'm so free
A7 D
My lovin' baby is through with me

Back to chorus

THE JOHN B SAILS

D

We come on the sloop John B

My grandfather and me

A

Round Nassau town we did roam

D

Drinkin all night

G

We got into a fight

D

I feel so broke up

A7 D

I wanna go home

Chorus

D

So hoist up the John B sails

See how the main sails sets

Send for the captain ashore

A

Let me go home

D

Oh let me go home

G

I want to go home

D

I feel so broke up

A7 D

I wanna go home

YOU ARE MY SUNSHINE

D

You are my sunshine

My only sunshine

D7 G

You make me happy

D

When skies are grey

G

You'll never know dear

D

How much I love you

A7 D

Please don't take my sunshine away

SWING LOW SWEET CHARIOT

D

Swing low

G D

Sweet chariot

D

A7

Comin for to carry me home

D

Swing low

G D

Sweet chariot

D

A7

D

Comin for to carry me home

D

G

D

I looked over Jordan and what did I see

D

A7

Commin for to carry me home?

D

G

D

A band of angel's commin after me

D

A7

D

Commin for to carry me home

TEN GUITARS

Verse One

D A7
I have a band of men and all they do is play for me
A7 D
They come from many miles around to hear them play a melody
D A7
Beneath the stars my ten guitars will play a song for you
A7
And if you're with the one you love
A7 D
This is what you do

Chorus

D A7
Oh dance , dance, dance to my ten guitars
A7 D
And very soon you'll know just where you are
D G
From the eyes of love you'll see a thousand stars
D A7 D
When you dance, dance, dance to my ten guitars.

Verse two

D A7
Guitars are made for love, my band of men will always say
A7 D
So give them all the pretty girls and they will start to play
D A7
Beneath the stars my ten guitars will play a song for you
A7 D
And if you're with the one you love, this is what you do

Repeat chorus then repeat last line

BLOWIN IN THE WIND

A D A D E
How many roads must a man walk down, before you call him a man?

 A D A D E
Yes n how many seas must the white dove sail, before she sleeps in the sand?

 A D A
Yes n how many times must the cannon balls fly,

 D E
Before they're forever banned?

Chorus

D E A
The answer my friend, is blowin in the wind,

 D E A
The answer is blowin in the wind

SAILING

G Em
Sailing, I am sailing

 C
Home again

 G
Cross the sea

 A
I am sailing

 Em
Stormy waters

 Am
To be near you

 G
To be free

Verse Two

I am flying, I am flying like a bird, cross the sea

I am flying, passing high clouds, to be with you, to be free

Verse Three

Can you hear me? Can you hear me? Through the dark night far away

I am dying, forever trying, to be with you, who can say

RIVERS OF BABYLON

G

By the rivers of Babylon, there we sat down

D

G

Yeah we wept, when we remember Zion

G

By the rivers of Babylon, there we sat down

D

G

Yeah we wept, when we remember Zion

G

When the wicked carried us away in captivity

C

Requiring of us a song

Now how shall we sing the Lord's song?

D G

In a strange land

G

D

Let the words of our mouths

G

D

And the meditation of our hearts

G

D7

G

Be acceptable in thy sight, here tonight

THE LION SLEEPS TONIGHT

G C G D
Wee dee wee oh womewah Repeat

G C
In the jungle the mighty jungle
G D
The lion sleeps tonight
G C
In the jungle the quiet jungle
 G D
The lion sleeps tonight

Repeat

G C
Near the village, the peaceful village
G D
The lion sleeps tonight
G C
Near the village the quiet village
G D
The lion sleeps tonight

G C
Hush my darling, don't fear my darling
 G D
The lion sleeps tonight
G C
Hush my darling, don't fear my darling
 G D
The lion sleeps tonight

ME AND BOBBY MCGEE

A

Busted flat in Baton Rouge, headin for the trains

E

Feelin nearly faded as my jeans

Bobby thumbed a diesel down, just before it rained

A

Took us all the way to New Orleans

Took my harpoon out of my dirty red bandanna

D

And was blowin sad while Bobby sang the blues

With them wind shield wipers slapin time and

E

A

Bobby clappin hands we finally sang up every song that driver knew

Chorus

D

A

Freedoms just another word for nothing left to lose

E

A

And nothing ain't worth nothing but it's free

D

A

Feelin good was easy Lord when Bobby sand the blues

E

And buddy that was good enough for me

A

Good enough for me and my Bobby Mc Gee

ROCKIN ROBIN

D

He rocks in the tree tops all day long

Hoppin and a boppin and a singin his song

All the little birds on Jaybird Street

Love to hear the robin go tweet tweet tweet

Chorus

 G D
Rocking Robin, Rockin Robin
A7 G D
Blow Rocking Robin cause we're really going to rock tonight

D

Every little swallow, every chick a dee

Every little bird in the talk oak tree

The wise old owl, the big black crow,

Flap their wings singing go bird go

Rockin Robin Etc

G

A pretty little raven at the bird bandstand

D

Taught him how to do the bop and it was grand

G

They started going steady and bless my soul

A7

He out bopped the buzzard and the oriole

AMAZING GRACE

D D7 G D
Amazing grace, how sweet the sound

A7
That saved a wretch like me

D D7 G D
I once was lost, but now I'm found

A7 D
Was blind, but now I see

D D7 G D
Twas grace that taught my heart to fear

A7
And grace my fear relieved

D D7 G D
How precious did that grace appear?

A7 D
The hour I first believed

D D7 G D
Through many dangers, toils and snares

A7
We have already come

D D7 G D
Twas grace that brought us safe thus far

A7 D
And grace will lead us home

D D7 G D
When we've been there ten thousand years

A7
Bright shining as the sun

D D7 G D
We've no less days to sing God's praise

A7 D
Than when we first begun

EL CONDOR PASA

Em G
I'd rather be a sparrow than a snail

Yes I would, if I could

Em

I surely would, mm

Em G
I'd rather be a hammer than a nail

Em

Yes I would If I could, I surely would, mm

Middle Section

C

Away, I'd rather sail away

G

Like a swan, that's here and gone

C

A man gets tied up to the ground

G

He gives the world, its saddest sound

Em

Its saddest sound

Verse 2

Em G
I'd rather be a hammer than a nail

Yes I would, If I only could

Em

I surely would

Verse 3

Em G
I'd rather be a forest than a street

Yes I would if I could

Em

I surely would

Verse 4

Em G
I'd rather feel the earth beneath my feet

Yes I would, If I could

Em

I surely would

EL CONDOR PASA

Em G
I'd rather be a sparrow than a snail

Yes I would, if I could

Em

I surely would, mm

Em G
I'd rather be a hammer than a nail

Em

Yes I would If I could, I surely would, mm

Middle Section

C

Away, I'd rather sail away

G

Like a swan, that's here and gone

C

A man gets tied up to the ground

G

He gives the world, its saddest sound

Em

Its saddest sound

Verse 2

Em G
I'd rather be a hammer than a nail

Yes I would, If I only could

Em

I surely would

Verse 3

Em G
I'd rather be a forest than a street

Yes I would if I could

Em

I surely would

Verse 4

Em G
I'd rather feel the earth beneath my feet

Yes I would, If I could

Em

I surely would

LET ME BE THERE

D G D
Where ever you go, wherever you may wander in your life.
D A
Surely you know, I always want to be there
D D7 G D
Holding your hand, and standing by to catch you when you fall
D A D
Seeing you through in everything you do

D
Let me be there in your morning
G D
Let me be there in your night
D E A
Let me change whatever's wrong and make it right
D D7
Let me take you through that wonderland
G
That only two can share
D A D
All I ask you, is let me be there

D G D
Watching you grow, and going thru the changes in your life
D A
That's how I know; I'll always want to be there
D D7 G D
Whenever you feel, you need a friend to lean on here I am
D A D
Whenever you call, you know I'll be there

KISS ME

Intro

D Dmaj7 D7 Dmaj7 Repeat twice

D Dmaj7
Kiss me Out of the bearded barley
D7 Dmaj7 D
Lively Beside the green green grass Swing Swing
Dmaj7

Swing the spinning step

D7 Gmaj7
You wear those shoes and I will wear that dress
Em A D Bm

Oh Kiss me Beneath the milky twilight

Em A D D7
Leave me out on a moonlit floor

Em A
Lift you up again

D Bm Gmaj7 A

Strike up the band and make the fireflies dance silver moon sparkling

Asus A F

So Kiss me Instrumental D D Dmaj7 D7 Dmaj7

D Dmaj7
Kiss me down by the broken tree house

D7 Dmaj7
Swing me, upon the hanging tyre

D Dmaj7
Bring bring, bring your flowered hat
D7 Gmaj7
We'll take the trail marked on your fathers map

Em A D Bm7
Oh kiss me, beneath the milky twilight

Em A D D7 EM A
Leave me, out on the moonlit floor, Lift you up again

D Bm7 Gmaj7
Strike up the band and make the fireflies dance silver moon sparkling

A Asus D

So kiss me Dmaj7 D7 Dmaj7 Em A D Bm7 Em A D D7

Em A D Bm7
Kiss me, beneath the milky twilight

Em A D D7 Em A
Leave me, out on the moonlit floor, Lift you up again

D Bm7 Gmaj7
Strike up the band and make the fireflies dance silver moon sparkling

A Asus A D Dmaj7 D7 Dmaj7 D

So kiss me So kiss me repeat and fade

Chorus

D **G**
Mama mia, here I go again

C **G**
My, my, how can I resist you?

D **G**
Mama mia does it show again

C **G**
My, my just how much I've missed you

D **A**
Yes I've been broken hearted

Bm **G**
Blue since the day we parted
C **G** **Em** **A** **D**
Why why, did I every let you go

D **Bn** **G**
Mama mia now I really know

C **G** **Em7** **A**
My my, I could never let you go

Verse Two

D **G**
I've been angry and sad about things that you do

D **G**
I can't count all the times that I've told you we're through

D
And when you go

D+
When you slam the door

D **D+** **G**
I think you know that you won't be away too long

A

You know that I'm not too strong

G D A (Guitar 1 play G,D,A then A quaver rhythm)

Just one look and I can hear a bell ring

G D A (As above)

One more look and I forget everything oooh

Chorus

D G

Mama mia, here I go again

C G

My, my, how can I resist you?

D G

Mama mia does it show again

C G

My, my just how much I've missed you

D A

Yes I've been broken hearted

Bm G

Blue since the day we parted

C G Em A D

Why why, did I every let you go

D Bm G

Mama mia now I really know

C G Em7 A

My my, I could never let you go

HEARTBREAK HOTEL

E

Since my baby left me, Found a new place to dwell

E7

Down at the end of Lonely Street at Heartbreak Hotel

A7

I get so lonely baby, I get so lonely

B7

E

I get so lonely I could die

E

Although it's always crowded, still can find some room

Where those broken hearted lovers cry away their gloom

A7

Oh I get so lonely, I get so lonely

B7

E

Get so lonely I could die

E

Bell-hops tears keep flowing. Desk clerk's dressed in black

They been so long on Lonely Street they ain't gonna come back

A7

Oh I get so lonely, I get so lonely

B7

E

Get so lonely I could die

E

If your baby leaves you and you have a tale to tell

E7

Just take a walk down Lonely Street to Heartbreak Hotel

A7

I get so lonely baby, I get so lonely

B7

E

I get so lonely I could die

HOTEL CALIFORNIA

Bm F#
On a dark desert highway, cool wind in my hair
A E
Warm smell of colitis, rising through the air
G D
Up ahead in the distance I saw a shimmering light
Em
My heart grew heavy and my sight grew dim
F#
I had to stop for the night

Bm F#
There she stood in the doorway, I heard the mission bell
A E
And I was thinking to myself this could be heaven or this could be hell
G D
Then she lit up a candle, and she showed me the way
Em F#
There were voices down the corridor, I thought I heard them say

G D
Welcome to the Hotel California
F# Bm
Such a lovely place, Such a lovely place
G D
Plenty of room at the Hotel California
Em F#
Anytime of year, you can find it here

Bm F#
Her minis is Tiffany twisted, she's got a Mercedes Benz
A E
She's got a lot of pretty pretty boys, that she calls friends
G D
How they dance in the courtyard, sweet summer sweat
Em F#
Some dance to remember, some dance to forget
Bm F#
So I called up the captain, please bring me my wine
A E
He said, we haven't had the spirit here since nineteen sixty nine
G D
And still those voices are calling from far away
Em F#
Wake you up in the middle of the night just to hear them say

G D
Welcome to the Hotel California
F# Bm
Such a lovely place, such a lovely place
G D
They're livin' it up at the Hotel California
F# Bm
What a nice surprise, bring your alibis

Bm F#
Mirrors on the ceiling, the pink champagne on ice
A E
And she said "we are all just prisoners here, of our own device"
G D
And in the master's chambers, they gathered for the feast
Em F#
They stab it with their steely knives, but they just can't kill the beast

Bm F#
Last thing I remember, I was running for the door
A E
I had to find the passage back to the place I was before
G D
Relax said the night man, we are programmed to receive
Em F#
You can check out anytime you like, but you can never leave

MY GIRL

Intro – C riff – Rhythm Guitar 2

Verse One (Guitar one plays riff on first two lines)

C F C
I've got sunshine- On a cloudy day
C F C
When it's cold outside – I've got the month of May
C Dm F G C Dm F G
I guess you'd say – what can make me feel this way?
Cmaj7 Dm G7
My girl, Talkin about my girl

Verse Two

C F C
I've got so much honey- The bees envy me
C F C
I've got a sweeter song, than the birds in the trees
C Dm F G C Dm F G
Well I guess you'd say, what can make me feel this way?
Cmaj7 Dm G
My girl, taking about my girl, my girl

Break

Strum Dm (4) G (4) Em (4) A (4) both guitars

Verse Three

D G D
I don't need no money, fortune or fame
D G D
I've got all the riches baby, one man can claim
D Em G A7 D Em G A7
Well I guess, you'd say, what can make me feel this way?
Dmaj7 Em
My girl, (my girl) talking about my girl

Riff in D

SENTIMENTAL JOURNEY

Verse One

Capo 3

A

Gonna take a sentimental journey

B7 E7

Gonna set my heart at ease

A D

Gonna make a sentimental journey

A E7 A

To renew old memories

Verse Two

A

Got my bag I got my reservation

B7 E7

Spent each I could afford

A D

Like a child in wild anticipation

A E7 A

Long to hear the all aboard

Chorus

D A

Seven, that's the time we leave at seven

B7

I'll be waitin up for heaven

E7 B7 E7 E7

Countin every mile of railroad track that takes me back

Verse Three

A

Never thought my heart could be so yearney

B7 E7

Why did I decide to roam

A D

Gotta take a sentimental journey

A E7 A

Sentimental journey home

PRETTY WOMAN

A F# min
Pretty woman walking down the street
A F#min
Pretty women, kind I like to meet
D E
Pretty women I don't believe you, you're not the truth

No one could look as good as you

A F#min
Pretty woman won't you pardon me
A F#min
Pretty woman I couldn't help but see
D E
Pretty woman that you're as lovely as can be

Are you lonely just like me?

Dm G
Pretty woman stop awhile
C Am
Pretty woman talk a while
F G C C7
Pretty woman give your smile to me

Dm G
Pretty woman yeah yeah yeah
C Am
Pretty woman look my way
F G C
Pretty woman say you'll stay with me

A Dm
Cause I need you
D E
I'll treat you right
A Dm
Come to me baby
D E
Be mine tonight

A F#min
Pretty woman don't walk on by
A F#min
Pretty woman don't make me cry
D E
Pretty woman don't walk away okay

If that the way it must be okay

I guess I'll go on home it's late

There'll be tomorrow night – but wait

What do I see?

Is she walking back to me yeah?

She's walking back to me

Oh pretty woman

Beginner Guitar

Anna Cannon


E is open string one
F is string one fret one
G is string one fret three

No 1



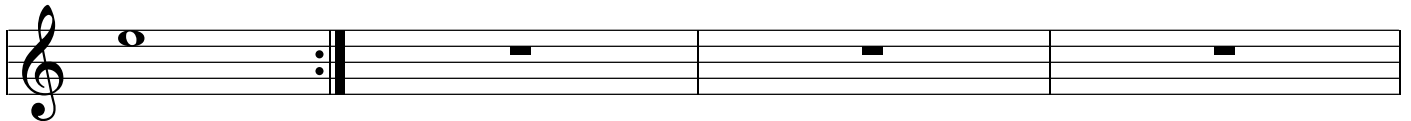
pick strings with index
then middle finger

4




These dots at the end of the music tell us to
repeat this section.

8



12




E String One

F String One Fret
One

G String One Fret
Three

16

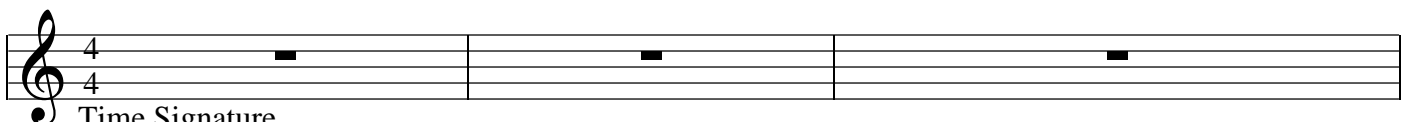


1 2 3 4
Semibreve
Whole Note
Four Counts

1 2 3 4
Minim
Half Note
Two Counts

1 2 3 4
Crotchet
Quarter Note
One Count

20




Time Signature

Treble Clef

Bar
Line

More E String Practise - Are you remembering to swop fingers as you play?


42 No 4



45



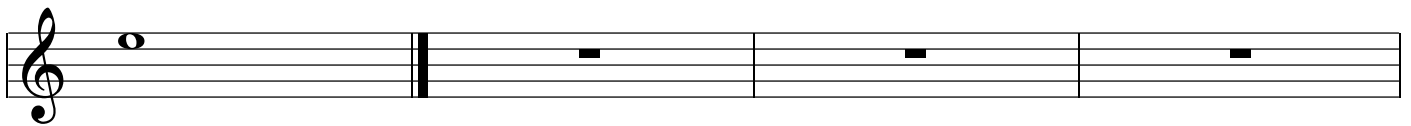
49



53




57



Continue practising these E string notes till you are confident with them and can read the notes from the staff. Try to avoid looking at your fingers on the guitar. If you keep your hand in the correct position you should be able to find the notes fairly easily. Remember one finger for each fret. First finger sits over first fret. Second finger over second fret and third finger over third fret. Your thumb should be behind the neck of the guitar, not coming around the neck and over the strings.

B is open string two
C is string two fret one
D is string two fret three


61




Start practising your B string notes. We will practise with simple tunes to start with and then will include the E string notes as gain confidence.

No 1

64



68



72 No 2



76



More B String Tunes

No 3

80



83



87



We are now going to introduce a new type of note - The quaver or eighth note. This note receives half a beat. Two notes joined together equal a crotchet. If you said the word walk - ing it would sound the way a quaver sounds when it is played. Compare this to the word walk which sounds like a crotchet. Try it! It's not that hard!

91



No 4

95




More Tunes

Did you notice the sharp by the treble clef? This is called the key signature. When we have a sharp on the F line it means all F notes are F#. To play an F# you move one semitone forward from the note F. F# is found on the second fret of string one.

No 3

118



121



125




No 4

129



133




If this is easy for you now, then proceed to learning the G string notes.
If not keep practising till it is easy.

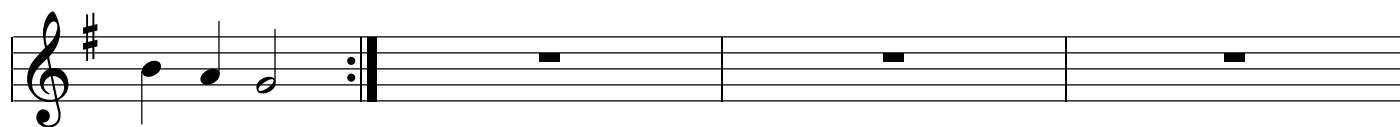
G is third string open

A is third string second fret (use second finger)

137



140



This is the scale of G. Remember to play the F# which is indicated in the Key Signature at the beginning of the music. For a scale you need to play rest stroke. Play the first note with your index finger then rest your index finger on the string behind, then play the middle finger and rest it. As one finger plays the other moves off the rested string to play the next note. Ask your teacher to demonstrate.

No 1

144



148



152



If you played this correctly you should have heard Twinkle Twinkle Little Star?